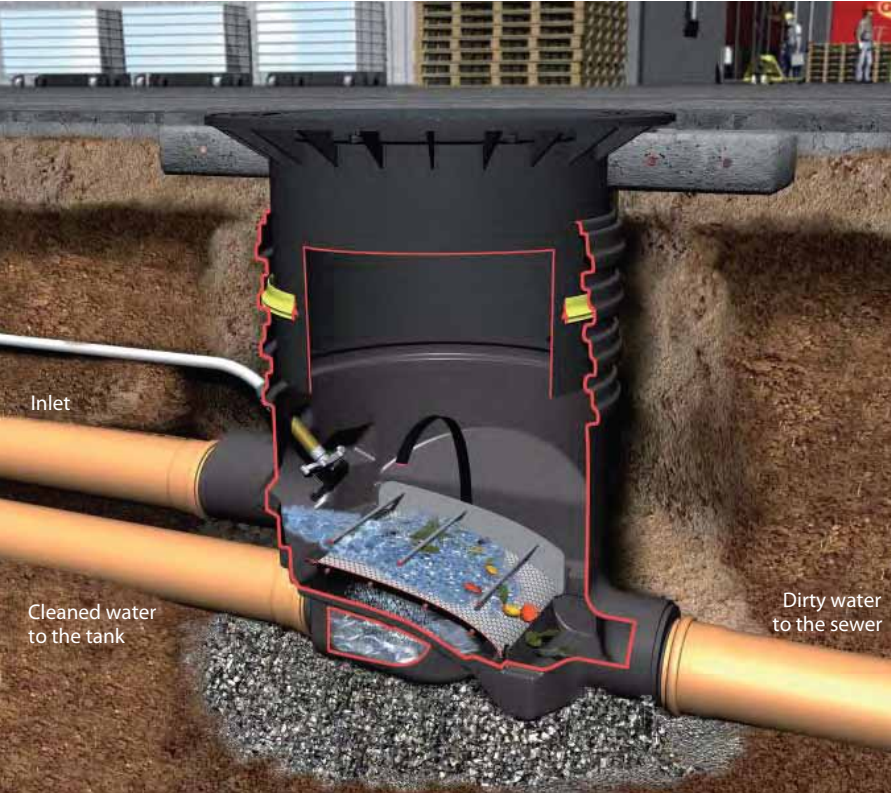





## Optimax-industrial filter external



- For roof surfaces up to 1500sqm
- Patented filter technology
- Smooth installation depths from 800 - 1200mm (31.5 - 47.2") using the telescopic dome shaft
- Maximum roof surface of 750sqm with connections DN 150 and 1500sqm with DN 200

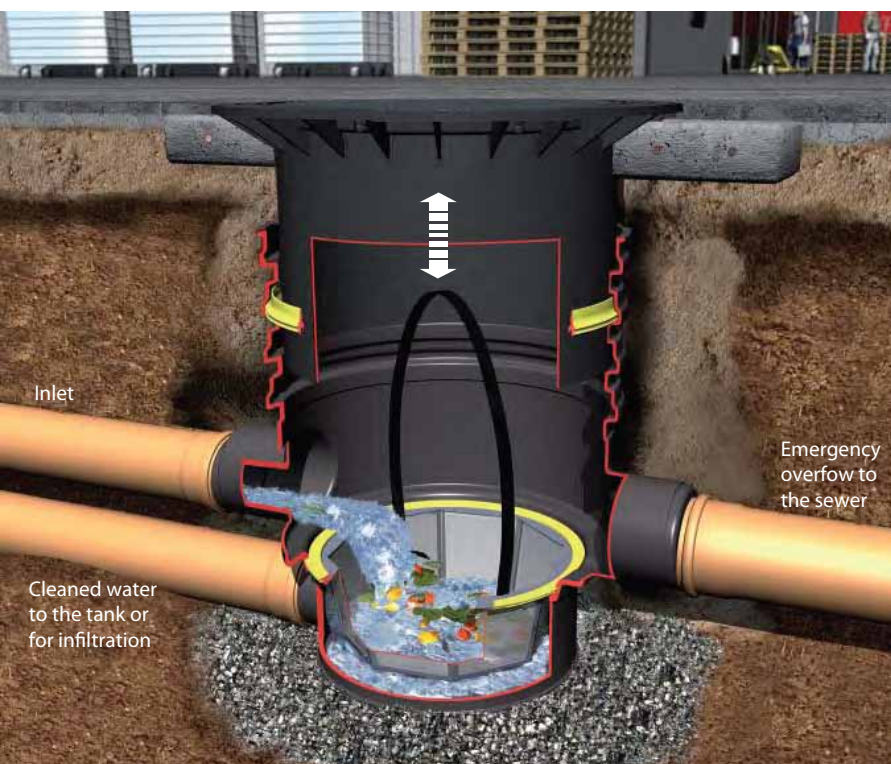
3-layer filter assembly



Stainless steel fine filter  
Diamond pattern as carrying surface

Collector surface

## Universal-Industrial filter external



- For roof surfaces up to 1200sqm
- Continuously variable installation depth of 800mm - 1200mm (31.5 - 47.2") using the telescopic dome shaft
- Maximum roof surface area of 750sqm with connections DN 150 and 1200sqm with DN 200